

## **Personal factors and group creativity outcomes: A correlational meta-analysis**

The influential Yale study (Taylor et al., 1958) was the first one to test the performance of the brainstorming technique on idea generation. Since then, group creativity activities have been extensively studied. A group creativity activity can be defined as a group activity designed to develop numerous ideas that are original and useful (Paulus & Nijstad, 2003; Taggar, 2019). In most cases, group creativity activities involve elaborate and explicit instructions. For example, the brainstorming activity (Meadow et al., 1959) has four explicit rules (i.e., go for quantity, withhold criticism, welcome wild ideas, combine and improve ideas). Brainwriting (VanGundy, 1984) adds a fifth rule, as you must write down your ideas before sharing them with other group members. Creative Problem Solving (CPS, Osborn, 1963) also have four rules (i.e., clarify, generate ideas, solve, and implement). Other names were used for group creativity activities such as collaborative idea generation or idea generation groups (Kenworthy et al., 2020). In this case, the instruction is generally brief, sometimes with just a demand to “try to be as creative as possible” but they generally result in poorer creative performance compared to more elaborated instructions (Niu & Liu, 2009). Generally, a group creative activity involves the generation of original and useful ideas, with a standard instruction to not criticize ideas, to say whatever ideas came to mind, to focus on generating as many ideas as possible, to build on ideas and to stay focus on the task (Coursey et al., 2018; Osborn, 1963; Putman & Paulus, 2009). Most outcomes studied of group creativity are the number, the originality (sometimes called novelty), and the usefulness (sometimes called relevance) of the ideas generated. While the number of ideas is a direct measure of quantity, the originality and usefulness of the ideas are measures of quality, and in

most cases, external raters assign numerical values to the ideas. These idea ratings are then averaged within the groups to produce a group quality score (DeRosa et al., 2007).

Personal factors of group members are important to our understanding of how and why creative groups generate novel ideas and favor innovation. At the individual level, several studies and meta-analyses were conducted to study how personal factors such as personality, affects creativity (Litchfield et al., 2017; Lebuda et al., 2021). At the group level, some studies indicated that the composition of the group can affect the creative outcomes (e.g., Moreland et al., 1996). Since then, personality traits and cognitive trait differences have been studied in group creativity activities (for a review, see Coursey et al., 2018), but to our knowledge, no meta-analysis was conducted regarding the link between personal factors and outcomes of group creative activities.

We seek to answer two critical questions: (1) Which creative outcomes in group activities are associated with which personal factor; and (2) What are the moderators of the relationship between group creativity outcomes and personal factors?

The present investigation aims to contribute to the literature on the association between creativity outcomes at the group-level and personal factors of members within the group. We begin with a theoretical account of the two constructs, and our hypotheses on why and how the two constructs may be connected.

### **Personal Factors**

Extensive research has been conducted on personal factors influencing individual creativity, but less research has been done on people in social contexts (Reiter-Palmon & Kaufman, 2018). Creativity was first investigated as an individual process, and teamwork was considered as facilitators or inhibitors of individual creativity (Amabile, 1996; Reiter-Palmon et al., 2012). Today, creativity is central in product design and development, and in teamwork to solve challenging problems. Understanding how each member of the creative

group can have a different impact on the outcome of creative thinking is crucial, for it can improve the process and customize the creativity activity for the participants.

For a long time, empirical literature examining creativity activities mostly associated personal factors with personality traits (Barron & Harrington, 1981; McCrae & Costa, 1995; Puryear et al., 2017; Yao & Li, 2021). Recently, researchers have started looking into the effect of emotional disposition and cognitive differences to get a more precise comprehension of individual differences and of the contribution to creative outcomes.

### **Relationships between Personal Factors and Group Creativity Outcomes.**

There is a growing interest in the link between personal factors and group creativity outcomes. Many existing studies have been conducted regarding the personal factors involved in fluency and flexibility (Butler et al., 2003), originality and usefulness (Baer et al., 2008), and number of ideas (Brown et al., 1998). However, there have been debates regarding the relationship between personal constructs and group creativity outcomes due to mixed findings. Coursey et al. (2018) provided a review of individual factors in group creativity activities. In their overview, they said (p.26-27):

“It is presumed that there will be some degree of similarity between the effects observed for individuals and groups. However, we have highlighted a number of ways in which the effects of individual differences may not be simply additive. [...] Thus, in agreement with the configural perspective of Moynihan and Peterson (2004), certain team compositions may be ideal for groups that go through the full phases of the creative process. One strategy would be to compose a team that had the “right mixture” for the multiple phases, or one could compose separate teams specifically for different phases.”

Indeed, in a group setting, some social traits can improve creativity potential, for example, traits that lead group members to be more attentive to the ideas of others, to process

the shared ideas including the more radical ones, to be more motivated and persistent in the search for new ideas, to build on the ideas of others, and to share new ideas. We summarized a list of subconstruct of personal factors we use in this meta-analysis in Table 1.

**Table 1***Commonly used measures of personal factors in creative groups*

Main term	Definition	Literature	Citation
Personality trait	(Based on Costa & McCrae, 1992, p.5-6)		
Openness to experience	“The term to refer to a broader constellation of traits. High-O individuals are imaginative and sensitive to art and beauty and have a rich and complex emotional life; they are intellectually curious, behaviorally flexible, and nondogmatic in their attitudes and values	Schilpzand et al. (2011, p. 67)	“As expected, we found that openness to experience was important for creative team outcomes.”
Extraversion	“a broad group of traits, including sociability, activity, and the tendency to experience positive emotions such as joy and pleasure”	Jung et al. (2012, p.30)	“In the first experiment, extraverts outperformed introverts in computer-mediated groups. In the second experiment, we exposed participants in computer-mediated groups to four levels of idea stimulation ranging from none to extremely high. Extraverts generated more unique and diverse ideas than did introverts in moderate- and high-stimuli conditions only.”
Conscientiousness	“Conscientiousness is a dimension that contrasts scrupulous, well-organized, and diligent people with lax,	Baer et al. (2008, p. 274)	“In addition to demonstrating that teams composed primarily of individuals high on extraversion, high on openness, or low on conscientiousness were highly creative when team creative confidence was high, our results also indicated that composing teams mainly of high neuroticism or of low agreeableness members had little effect on team creativity.”

---

	disorganized, and lackadaisical individuals”		
Agreeableness	“Agreeableness is primarily a dimension of interpersonal behavior. High-A individuals are trusting, sympathetic, and cooperative; low-A individuals are cynical, callous, and antagonistic”	Taggar (2002, p. 323)	“An individual's extraversion, conscientiousness, and agreeableness are positively associated with intragroup process behavior (team creativity-relevant processes at the individual level). In the regression equation, about 31 percent ( $p < .001$ ) of the variation in intragroup process behavior was explained. Beta weights showed that conscientiousness contributed mostly to explaining team creativity-relevant processes at the individual level, followed by extraversion and agreeableness”.
Neuroticism	“The individual's tendency to experience psychological distress,”	Baer et al. (2008; p. 260)	“The above arguments suggest that teams composed of members who are likely to criticize others' ideas and to provide candid feedback, that is, individuals high on neuroticism, should possess the potential to experience creative synergies.”
<hr/>			
Emotion			
Social Anxiety	Been nervous or feeling uncomfortable in a social context (Leary & Kowalki, 1993)	Camacho & Paulus (1995, p.1078)	“The results reported suggest that when social anxiousness is minimized, group brainstorming can be nearly as productive as nominal group brainstorming. Our results thus suggest that interactive brainstorming may be best suited for people who are low in social anxiety.”
Emotional intelligence	“The ability to monitor one's own and others' feelings and emotions, to discriminate among them, and to use this information to guide one's thinking and actions” Wang (2015, p. 325)	Wang (2015, p. 340)	“The present study [...] showed that average member EI increased elaboration, which in turn led to better performance in the informationally diverse condition.”
<hr/>			
Cognition			

Cognitive style	“Individuals who tend to stick to a topic are known as convergent thinker. Individus who are more likely to free-associate and jump between topics are known as divergent thinkers.” (Brown et al., 1998, p. 498)	Brown et al. (1998, p. 519)	“When a divergent thinker changes from a divergent partner to a convergent partner, their output (spoken ideas) increases. When a convergent thinker changes from a convergent partner to a divergent partner, their output decreases.”
Need for Closure	« a desire for a definite answer to a question, any firm answer, rather than uncertainty, confusion, or ambiguity (Chirumbolo, 2005, p. 61)	Chirumbolo et al. (2005, p.74)	the need for cognitive closure exerts an adverse effect on creativity in groups. Specifically, groups composed of individuals high (vs. low) in need for closure revealed a lower degree of productivity across multiple measures of group creativity. High (vs. low) need for-closure groups exhibited significantly lesser fluency of ideas.
Creative Self- efficacy	The capacity judgement about creative endeavors (Richter et al. (2012, p.1283)	Richter et al. (2012, p.1287)	“The positive relation between [creative self-efficacy] and creativity was stronger in teams with greater shared [knowledge of who knows what].”
Epistemic Motivation	“Group members’ epistemic motivation—their willingness to expend effort to achieve a thorough and rich understanding of the world, including the group task or decision problem at hand (Bechtold et al., 2010, p.623)	Bechtoldt et al. (2010, p.633)	“We proposed that group creativity improves when members have high rather than low epistemic motivation. With regard to creative fluency—the number of nonredundant ideas and insights generated by the group— our hypothesis was supported in all three tests.”

---

---

Need for Cognition	“The tendency for an individual to engage in and enjoy effortful thinking,” (Huang and Liu (2021, p. 2)	Huang and Liu (2021, p. 1)	“Psychological safety climate and the need for cognition were positively associated with team creativity through information elaboration”
--------------------	---	----------------------------	---

---



Feist (1998) asserted that creative individuals need to balance between social stimulation and quiet reflection. Therefore, extroverted people may show better creative performance in some groups, depending on the need to interact with each other (see also Anderson et al., 2008). Conscientiousness, which leads people to adhere to rigid norms and rules (Roberts et al., 2009), may help generate a high number of ideas, but not necessarily ideas that are original or useful. This idea is supported by Feist (1998), who found that artists, who need to develop original ideas individually, were generally low in conscientiousness. Agreeableness is a strong predictor of team performance because it is related to trust and morale (Hogan et al., 1994). However, creative people are generally low in agreeableness (Bechtoldt et al., 2012; Karwowski & Lebuda, 2016). A low neuroticism could be a more beneficial trait to have in a group creativity setting (Bell, 2007; Da Costa et al., 2015; Peeters et al., 2008). Other personal factors can have differential links with various creativity outcomes. Emotional factors can play a role, (Kuška et al., 2020) such as anxiety (Camacho & Paulus, 1995), and emotional intelligence (Wang, 2015). That is also the case of cognitive dispositions such as cognitive orientation or cognitive styles (Brown et al., 1998), and other cognitive traits such as creative self-efficacy (Taggar, 2019; Tierney & Farmer, 2002), epistemic motivation (Bechtoldt et al., 2010), Need for Closure (Chirumbolo et al., 2004, 2005), and Need for Cognition (Wu et al., 2014). For example, Need for Closure, a cognitive tendency to avoid ambiguity, is related to the quality of ideas generated but not originality (Watts et al., 2017). Most studies mentioned in the present paragraph were made at the individual level. At the time of writing, there is no literature review or meta-analysis on the relationship between personal factors and creativity outcomes in a group setting.

### **Research Aims and Hypotheses**

In this study, we seek to examine: (1) the overall relationship between personal factors and creativity outcomes in group setting; and (2) moderators of these relationships.

## **Moderators**

We examine different moderators in the relationships between personal factors and group creativity outcomes, including environmental influence on how the activity was conducted, tasks factors related to the rules of the creative activity, and personal factors such as demographic. Our moderator hypotheses are exploratory and mostly based on the last review available on the subject (Coursey et al., 2018). In this review, researchers indicated that there were very few studies on the subject, and we expect some moderators to be untestable in the absence of study. We will explore and report all available relationships. In *italic* are the hypotheses for which the literature on the subject tends to provide evidence for a relationship.

## **Familiarity**

Familiarity of the group is the extent to which group members know each other (Sosa & Marle, 2013). For example, familiarity can range from participants who do not know each other in a laboratory setting to teammates who have already worked with each other for a long time. In Sosa and Marle (2013) study, it was found that the more familiar group members are to one another, the better the creative outcomes. We hypothesize that individuals who struggle with novelty will produce better group creativity outcomes if they are familiar with the other group members. These groups include participants high in introversion (Orengo Castellá et al., 2000), Need for Closure (Chirumbolo et al., 2004), and social anxiety (Camacho & Paulus, 1995).

*Familiarity:* In non-familiar context, introversion, need for closure and social anxiety is negatively associated with creative outcomes. In familiar context, the negative correlation is weaker than in non-familiar context.

### **Skill and Knowledge Diversity**


The idea behind skill diversity is similar to familiarity: people who are closer to each other tend to bond easier with others, leading to less perceived stress and a more positive social climate, resulting in better creative outcomes. On the contrary, synergy can be difficult to appear in an overly homogeneous group, because every member does not add creative value to others (Nijstad & De Dreu, 2002). A group with members who have substantial overlap in skills and knowledge may have limited creativity due to a lack of diversity. We exploratory test the moderation hypothesis that skill and knowledge diversity in a group modifies the relationships between personality traits and creative outcomes.

### **Group Demography**

Diversity may be a key to group creativity. Having diversity in groups, such as having many hierarchical status, gender, age, field of study, leads groups to be more creative (Choi, 2007; Paulus & van der Zee, 2015). For example, Karwowski and Lebuda (2016) found that men had, on average, more ideas that were more original than women, who tended to have less ideas but more useful in individual creative process in individual tasks. For Group creativity, competition had a positive effect on creative outcomes for groups composed by men, but negative effect for groups composed by women (Baer et al., 2013). We exploratory test the moderation hypothesis that group demography modifies the relationships between personality traits and creative outcomes.

### **Constraint**

Constraint refers to the degree of freedom in creative activity. Two major types of constraint can appear in the activity: the production blocking where a rule was imposed on the members to not share their ideas as they come to mind, and the asynchrony where the participants are generating ideas individually, before sharing them with each other. In the production blocking condition, individual factors are less important for creativity (Nijstad &

Stroebe, 2006) than in the non-production blocking condition, **whereas in the asynchronous condition, individual factors are more important than in synchronous condition** (Paulus & Kenworthy, 2018). Thus, we hypothesize that constraint weakens the relationship between personal factors and group creativity outcomes, operationalized as production blocking and synchrony conditions. 

*Constraint:* In production blocking setting, the relationships between individual factors and creative outcomes is lower than in non-production blocking setting.

**In asynchrony setting, the relationships between individual factors and creative outcomes are lower than in synchrony setting.**

### **Type of Task**

The type of task can influence the relationship between personal factors and creative outcomes. For conjunctive tasks, **as a creative task in which a participant passes some ideas to one another**, the performance of the group is mostly influenced by the persons with the traits highly positively and negatively related to creative outcomes. For disjunctive tasks, for example sharing all ideas and selecting the best of them, the influence of each individual is weaker because they do not influence the sharing process (Coursey et al., 2018). We will explore the evidence for an effect of this type of task in creative processes.

*Type of task:* **In conjunctive tasks, the relationships between personal factors and creative outcomes are negatively or positively lower than for disjunctive tasks.**

### **Creative phase**

Harvey (2013) found that the diversity of ideas was related to divergent creativity, and to a diminishing of convergent thinking. Also, convergent thinkers could be better in **convergent phase than in divergent phase**, mirroring the divergent thinkers. As hypothesized in Coursey et al. (2018), introverts are better at building and integrating creative ideas in the

convergent phase, while extroverts are less inhibited and make more contribution during the divergent phase.

*Creative phase:* Divergent thinking and extraversion are more strongly and positively associated with creative outcomes in the divergent phase than in the convergent phase.

Convergent thinking and introversion are less negatively associated with creative outcomes in the convergent phase than in the divergent phase.

### **Number of Participants**

The number of participants is critical in creating, sharing, and transforming ideas and information into projects. The number “5” is generally admitted as optimal in terms of maximizing interacting group performance (Steiner, 1972). As the number increases, the creative performance of the group decreases (Fellers, 1989). The problem is that as the number of participants increase, the likelihood of dysfunctional behaviors also increases (i.e., dominance by individual members, fear of personal evaluation, fear of speaking in public, pressure for conformity, and task restrictions, see Fellers, 1989). For personal factors, the number of participants might “dilute” the creative contribution of each member, leading to a weaker, negative, or positive, relationship. Dugosh and colleagues (2000) also found that high levels of off-task communication were detrimental in face-to-face brainstorming groups, and that off-task communication increases with the number of participants (particularly extrovert participants).

*Number of participants:* the more the participants, the less strong is the (negative or positive) relationships between personal factors and creative outcomes.

### **Time pressure**

The possibility to create and share information depends on the time available. Most creative tasks are structured and time-limited, mostly because creativity is mentally effortful.

Time limitation is detrimental to group creativity (Kelly & Karau, 1993). Chirumbolo and colleagues (2004) found that time pressure reduced the percentage of creative acts during a group discussion and was positively related to personal need for closure (both reduced creative outcomes). **We want to find if this result is repeated in other studies**

**Time pressure: the negative relationship between need for closure and creative outcomes in group creativity is higher under time pressure than with no pressure**

## **Leadership**

It is challenging to assess how the leadership type will influence the relationship between personal factors and creativity. We decided to split leadership into two traditional types: transformational and transactional. In transformational leadership, the leader clearly states the goal and pushes the group toward attaining this goal. In transactional leadership, the leader relies on an exchange process in which group members are rewarded for accomplishing specific goals (Jung, 2001; Mumford et al., 2019). Research has found that transformational leadership leads to higher creative outcomes than transactional leadership (Jung, 2001; Sosik & Cameron, 2010; Zhang et al., 2011). In particular, Sosik and Cameron (2010) indicated that transformational leadership was related to an increase in motivation to create more ideas and ideas that are more original. On the contrary, Taggar (2019) explained that a cohesive team might follow the dominant actors in the team instead of trying to find more ideas. Thus, he hypothesized that a too strong cohesion in a team following a (transformational) leader could impair creative collective efficacy. Anderson and Fiedler (1964) also showed that groups with participatory leaders (i.e., transactional leader) had the highest number of ideas generated, and groups with supervisory leaders had the most original and useful ideas. We hypothesize that the leadership type has an effect in the relationship between personality and creative outcomes. **Leaders close to the team and who create a non-judgmental climate will help improve the performance of anxious, introverted, and less**

motivated members. On the other side, leaders with a more distant relation with the group, in the exchange process to attain the goal and who do not contribute to the task, will reduce the performance of these members, reducing the global creative performance.

*Leadership:* in groups with a transformational leader, the negative and positive relationships between personal factors and creative outcomes are weaker than in groups with a transactional leader.

### **Publication Status**

We examine publication status for possible moderating effects on the relationship between personal factors and creativity outcomes. Several recent meta-analyses (Mathur & VanderWeele, 2020; Moreau & Gamble, 2020; Schmucker et al., 2017; Vosgerau et al., 2019) have suggested that unpublished research can distort effect size found in meta-analyses. Accordingly, we expect that studies that were published are likely to report stronger associations than those that remained unpublished.

*Publication status:* published studies report stronger negative and positive relationships than unpublished studies.

## Methods

### Open Science Disclosures

We shared all procedures, materials, datasets, and analysis code on the Open Science Framework ([https://osf.io/xwph9/?view\\_only=335369af22dc425096b1149cea66426a](https://osf.io/xwph9/?view_only=335369af22dc425096b1149cea66426a)). The pre-registration and additional information about decisions are available in the supplementary materials.

### Design

Our First construct, personal factors, is explained in Table 1. It is decomposed as personality traits: 1) Openness, 2) conscientiousness, 3) extraversion, 4) agreeableness, 5) neuroticism; emotion: 1) social anxiety and 2) emotional intelligence; cognition: 1) Cognitive style, 2) epistemic motivation, 3) self-efficacy, 4) need for closure, 5) Need for Cognition. The three categories of our second variable, creative outcomes are 1) number of ideas generated, 2) originality of these ideas and 3) usefulness of the ideas.

### Eligibility Criteria

Studies including personal factors (see Table 1) and measuring creative outcomes in group settings are included in our analysis. [note stage 1: We may include outcomes not listed in the table if they can be justifiably classified into one of our identified categories. Eventual changes will be explained in supplementary.]

### Search Strategy

*Database searches.* To identify articles that are potentially relevant to our topic of investigation, we conducted searches using Google Scholar, Psychinfo, Web of Science - social science citation index, Proquest- dissertations and theses (for suitability, see Gehanno et al., 2013; Martin-Martin et al., 2019; Moreau & Gamble, 2020).

For personal factors, the keywords were *personality trait\**, *openness*, *extraversion*, *introversion*, *conscientiousness*, *agreeability*, *neuroticism*, *anxiety*, *social anxiety*, *thinking*



*style, convergent thinking, divergent thinking, Need for Closure, creative self-efficacy, epistemic motivation, Need for Cognition, emotional intelligence.* For creative outcomes, the keywords are *number of ideas, originality, usefulness, fluidity, flexibility, feasibility, novelty.* On the overall, all search patterns will include following operator: “creativ\*” OR “idea generation” OR “problem solving” OR "brains" OR "brainw" AND “group\*” OR “collab\*” OR "team".

[note stage 1: Additional keywords identified through the process that match the criteria for inclusion will be documented clearly and our search will be updated accordingly.]

During the search, keywords related to constructs were linked with the Boolean logic operators “OR” and keywords between construct 1 and construct 2 with “AND”. Variations of the keywords were included in the search with the original keywords if search results yield less than 100 results, linked with “OR”. (An example as follow: “personality trait\*” AND “useful\*”). More information on the search pattern process can be found in the coding sheet under tab “search pattern”. Database searches for each search pattern was terminated after combining through 30 records consecutively without potentially relevant papers for the inclusion criteria.

The search included papers listed under the “related articles” and “cited by” features in Google scholar to identify papers that are similar or have cited the identified articles that can be included in our analysis. We looked at other articles that were published by identified authors in the field to check if there were relevant papers that we may have missed. We systematically contacted the authors of the identified articles (see the pre-registered email template in supplementary) and issued a call for unpublished findings on Researchgate and Twitter in order to find relevant unpublished data. For all the articles, titles, abstracts, tables, and methods sections were scanned to identify the relevance of a source.

### **Inclusion and Exclusion Criteria**

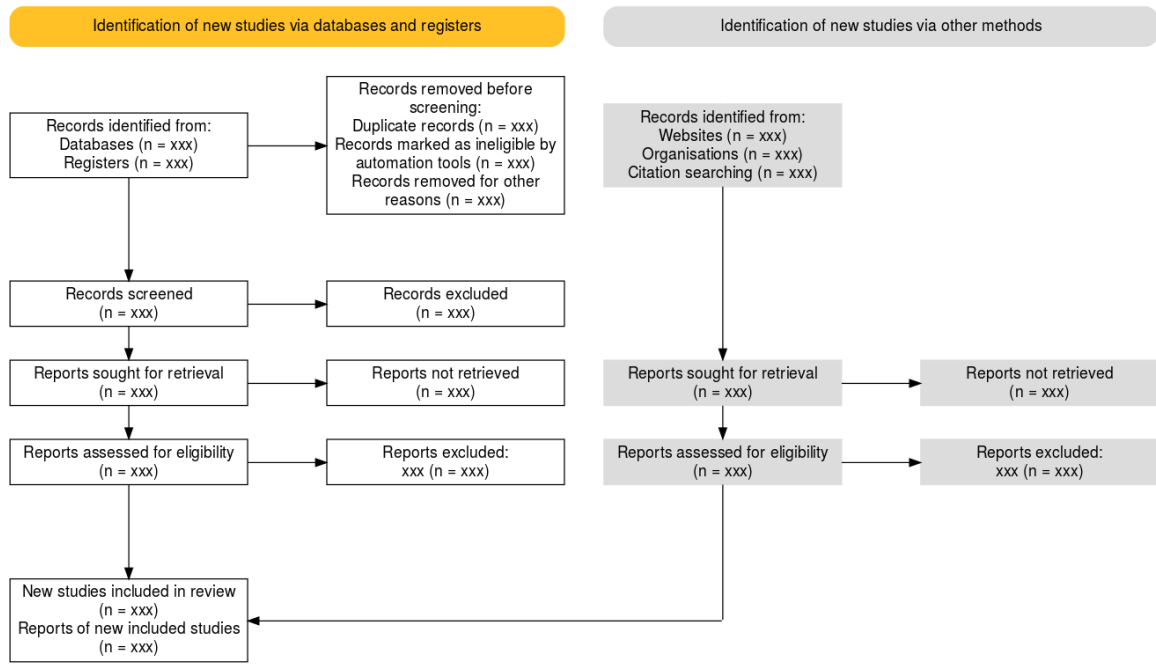
Correlational meta-analyses typically exclude studies that had manipulations of the target variable before the said variable was measured (e.g., Chevance et al., 2019), or conduct a separate meta-analysis for studies with manipulations or interventions (e.g., Schmitt et al., 2014; van Kleeck et al., 2010). First, we restricted our meta-analysis to correlational studies that measure personal factors in creative context. Studies were excluded if they 1) experimentally manipulated IV-related of personal factors (e.g., manipulated motivation, social climate and anxiety, information and Need for Closure...), 2) failed to report the crucial statistics necessary for a meta-analysis (i.e., correlation coefficient or other effect sizes that can be transformed into correlation coefficient, sample size), or 3) not written in English or French unless all necessary information are provided in English or can be obtain from authors.

### **Screening**

Studies that met our criteria were coded into the “Searched articles” tab within the coding sheet. All preliminary studies included in the total search were saved into a cloud folder and accessible from the project OSF link or directly via ([https://osf.io/xwph9/?view\\_only=335369af22dc425096b1149cea66426a](https://osf.io/xwph9/?view_only=335369af22dc425096b1149cea66426a)). Articles were scanned to determine whether they should be included into the main coding sheet or not. If excluded, a reason will be documented along the article recorded. Authors of studies with missing statistics were contacted for relevant datasets/information through the “contacting author” tab and the corresponding mail template (see supplementary). If the dataset was provided, we included the article in the main coding tab. Finally, the process of inclusion can be found through the PRISMA diagram in Figure 1 and the included studies in Table 2.

### **Figure 1**

*Meta-analysis flow diagram in accordance with PRISMA 2020 (Page et al., 2020).*



**Table 2***All studies/datasets included in the meta-analysis*

No.	Article	N	Design	Personal factors measured	Creative outcome(s)	Publication status	Country
1							

**Coding**

Data extraction from the included studies was recorded in “main coding sheet” tab.

When available, the main correlations between personal factors and creative outcomes were recorded, along with intercorrelations between creative outcomes, the type of scale used, sample demographics and publication information. During the coding process, if the correlation between a personal factor and a creative outcome were reported both as a single correlation and also as a result when split by a moderator, the results will be listed as separate rows. Moderator variables will be coded for each study.

**Analysis**

We developed an Rmarkdown Script for the statistical analyses. The packages used are indicated in supplementary. Our main package for meta-analysis is psychmeta (Dahlke & Wiernik, 2019). We used pearson’s r as the main indicator of effect size. Whenever available, we used correlations obtained directly from authors of original papers. If only regression were available, we converted to correlation by using a transformation provided in the supplementary. If not possible, we asked the authors to provide a correlation or raw data.

Correlations were corrected for attenuation by using the formula (Dahlke & Wiernik, 2020):

$$r_c = \frac{r_{obs}}{\sqrt{r_{xx'}}\sqrt{r_{yy'}}$$

Given the range of different outcomes for each category, we expected the heterogeneity in the sample to be relatively high. Thus, a random effect model was used for all the relationships.

Split conditions due to moderators were collapsed to allow for comparison of the

relationships. All conversions and coding decisions were documented. A meaningful association is expected as having a correlation of at least  $r = .10$  (Cohen, 1988; Gignac & Szodorai, 2016; Schäfer & Schwarz, 2019). We documented all conversions and coding decisions. We included the original quotes and/or table/page numbers from the original articles into the coding sheet to facilitate reproducibility. We plotted forest plots presenting the correlation for every relationship. We presented the relation with confidence intervals and the sample size of each study.

Statistical heterogeneity between studies was determined using an 80% credibility interval (as used in Borenstein et al., 2009; Wiernik et al., 2017). Wiernik and Kostal (2019), explained how the credibility interval performed better than the most used  $Q$  significance test. The main reasons are that the  $Q$  test is underpowered in most situations and that it confounds the sample size of studies and the magnitude of effect found in the studies. Finally, Paterson et al. (2016) indicated the threshold for credibility interval as an indication for moderator (e.g., corrected correlations  $< .15$  as negligible,  $.15-.24$  as small,  $.25-.39$  as moderate, and  $\geq .40$  as large). If there was indeed meaningful heterogeneity, we explored potential moderators. Our design for the analysis is shown in Table 3.

**Table 3**

*Study design*

Question	Hypothesis	Sampling plan	Analysis Plan	Rationale for deciding the sensitivity of the test for confirming or disconfirming the hypothesis	Interpretation given different outcomes	Theory that could be shown wrong by the outcomes
What is the relationship between personal factors and creativity outcomes in group setting?	A relationship between personal factors (big 5, emotional and cognitive traits) and creativity outcomes (originality, usefulness, number of ideas) in group setting exists.	Meta-analysis: we will systematically collect all the data available in databases and ask for unpublished studies on twitter and ResearchGate. We will report the sample size for every relationship.	We will analyze data with a psychometric meta-analysis using the psychmeta package (Dahlke & Wiernik, 2019). The effect size is Pearson's r corrected with internal consistency artifact distributions (alpha or composite reliability)	A meaningful association is expected as having a correlation of at least $r = .10$ (lowest side of the credibility interval).	An association $> .10$ will be interpreted as a meaningful association, an association $< .10$ will be interpreted as no association or not enough data to draw conclusion based on the number of studies and participants involved. In both cases, the lack of evidence will only be indicated and will not be interpreted.	Theories about creativity were mostly investigated as individual process. A lack of correlation would only indicate that this personal factor is less important in group setting than in individual creativity for this particular creative outcome.
What are the moderators of the relationships between personal factors and creativity outcomes in group setting?	Moderators: <ul style="list-style-type: none"> <li>- Familiarity</li> <li>- Skill diversity</li> <li>- Group demography</li> <li>- Constraint</li> <li>- Type of task</li> <li>- Creative phase</li> <li>- Number of participants</li> <li>- Time</li> <li>- Leadership</li> </ul>	Meta-analysis: we will systematically collect all the data available in databases and ask for unpublished studies on twitter and researchgate. We will report the sample size for every relationship.	We will add to the model the moderator.	We will report the moderator in all levels and the combined effect. A moderator that moderates the effect is one whose 95% confidence intervals don't include 0 and the other level (such as the control group) do.	A moderator whose 95%CI do not include 0 and the control group includes 0 will be interpreted as a meaningful moderator of the relationship.	Most of our moderators' hypotheses are exploratory hypotheses (Coursey et al., 2018). Thus, an absence of evidence will only be seen as a hypothesis not to investigate further.

<p>Does publication status influence the outcome of the relationship</p>	<p>Publication status influences the status of the relationship.</p>	<p>Meta-analysis: we will systematically collect all the data available in databases and ask for unpublished studies on twitter and researchgate. We will report the sample size for every relationship.</p>	<p>We will add to the model the moderator.</p>	<p>We will report the moderator in all levels and the combined effect. If there is a discrepancy between published articles and not published articles (one condition finds an effect and not the other), the hypothesis will be confirmed.</p>	<p>If there is a discrepancy between published articles and not published articles (one condition finds an effect and not the other), we will interpret this as an influence of the publication status, leading to a possibility of publication bias.</p>	<p>The purpose of this moderator is to flag possible publication bias and no theory is involved.</p>
--	--	--	--	---	---	--

**Exploratory Analyses**

We expected to include more variables that are not listed in the pre-registered coding sheet as possible moderators as we examine the literature. [note stage 1 : These additional moderator analyses will be considered as exploratory and will most likely be conducted if tests of homogeneity reveal significant heterogeneity among the studies included in our meta-analysis.]

***Publication Bias***

To address possible publication bias, we corrected for sampling error and measurement error, as indicated in guidelines for psychometric meta-analyses (Schmidt & Hunter, 2015). Reliability was corrected using internal consistency artifact distributions (alpha or composite reliability) compiled from studies included in the present meta-analyses. A summary of weighted mean internal consistency can be found in supplementary.

We also conducted a sensitivity analysis (Mathur & VanderWeele, 2020) with the use of cumulative meta-analysis. Finally, we conducted a PET-PEESE analysis (Stanley & Doucouliagos, 2014) and a p-curve analysis (Simonsohn et al., 2014).



### Results

Meta-analytic results are shown in Table 3. [relevant construct1] and [relevant construct2] were [no/lowly/moderately/highly] correlated = XX with [not-consistently/consistently/consistently strong] relations across sample (80% credibility interval ranged XX to XX). [Add all the important relationships in-text]. These results [support/don't support] the hypothesis [name of the direct hypothesis.es or explanation about it].



Neuroticism	Number of ideas
	Originality
	Usefulness
Social anxiety	Number of ideas
	Originality
	Usefulness
Emotional intelligence	Number of ideas
	Originality
	Usefulness
Cognitive style	Number of ideas
	Originality
	Usefulness
Need for Closure	Number of ideas
	Originality
	Usefulness

Self-efficacy	Number of ideas
	Originality
	Usefulness
Epistemic motivation	Number of ideas
	Originality
	Usefulness
Need for Cognition	Number of ideas
	Originality
	Usefulness

---

*Note:*  $k$  = number of studies contributing to meta-analysis;  $N$  = total sample size;  $\bar{r}$  = mean observed correlation;  $SD_r$  = observed standard deviation of  $r$ ;  $SD_{res}$  = residual standard deviation of  $r$ ;  $\bar{\rho}$  = mean true-score correlation;  $SD_{rc}$  = observed standard deviation of corrected correlations ( $rc$ );  $SD_{\rho}$  = residual standard deviation of  $\rho$ ;  $CI$  = confidence interval around  $\rho$ ;  $CR$  = credibility interval around  $\rho$ . Correlations corrected using artifact distributions.

## Moderator Analyses

We examined 10 possible theoretical and methodological moderators according to a pre-registered criteria and coding sheet.

*Note stage 1: our preregistered moderators are Familiarity, skill diversity, Group demography, Constraint, Task type, Creative phase, Number of participants, Time, Leadership, and publication status. We will update the relevant and possible moderators with our meaningful moderators.*

### **[Relevant Moderator 1].**

[Moderator1] [moderates/or not] the relation between [subconstruct1] and [subconstruct2]. In [condition 1 of moderator 1], [Construct1] and [construct2] were [More/less/equally] correlated,  $\rho = XX$ , 95%IC [XX, XX] than for [condition 2 of moderator 1],  $\rho = XX$ , 95%IC [XX, XX]. [Add other conditions if needed]. These results [support/don't support] the hypothesis [name of the direct hypothesis/es or explanation about it].

### **[Possible Moderator 2].**

[Moderator1] [moderates/or not] the relation between [subconstruct1] and [subconstruct2]. In [condition 1 of moderator 1], [Construct1] and [construct2] were [More/less/equally] correlated,  $\rho = XX$ , 95%IC [XX, XX] than for [condition 2 of moderator 1],  $\rho = XX$ , 95%IC [XX, XX]. [Add other conditions if needed]. These results [support/don't support] the hypothesis [name of the direct hypothesis/es or explanation about it]. Results of relationships with [moderator 2] can be found in table 4.



	Originality
	Usefulness
Social anxiety	Number of ideas
	Originality
	Usefulness
Emotional intelligence	Number of ideas
	Originality
	Usefulness
Cognitive style	Number of ideas
	Originality
	Usefulness
Need for Closure	Number of ideas
	Originality
	Usefulness
Self-efficacy	Number of ideas

	Originality
	Usefulness
Epistemic motivation	Number of ideas
	Originality
	Usefulness
Need for Cognition	Number of ideas
	Originality
	Usefulness

---

*Note:*  $k$  = number of studies contributing to meta-analysis;  $N$  = total sample size;  $\bar{r}$  = mean observed correlation;  $SD_r$  = observed standard deviation of  $r$ ;  $SD_{res}$  = residual standard deviation of  $r$ ;  $\underline{\rho}$  = mean true-score correlation;  $SD_{rc}$  = observed standard deviation of corrected correlations ( $rc$ );  $SD$  = residual standard deviation of  $\underline{\rho}$ ;  $CI$  = confidence interval around  $\underline{\rho}$ ;  $CR$  = credibility interval around  $\underline{\rho}$ . Correlations corrected using artifact distributions.



**Creativity**

[This is a section for inter-correlation between number of ideas generated, usefulness and originality.]

[Subconstruct1] and [Subconstruct2] were [More/less/equally] correlated,  $\rho = XX$ , 95%IC [XX, XX] than [with other subconstruct] = XX, 95%IC [XX, XX]. [We will explain further if the IC is different from zero or different from one correlation to one another].

**Personal Factors**

[This is a section for inter-correlation between personality traits, emotional traits, and cognitive traits.]

[Subconstruct1] and [Subconstruct2] were [More/less/equally] correlated,  $\rho = XX$ , 95%IC [XX, XX] than [with other subconstruct] = XX, 95%IC [XX, XX]. [We will explain further if the IC is different from zero or different from one correlation to one another].

***Personality Traits***

[This is a section for inter-correlation openness, extraversion, introversion, conscientiousness, agreeability, neuroticism.]

[Subconstruct1] and [Subconstruct2] were [More/less/equally] correlated,  $\rho = XX$ , 95%IC [XX, XX] than [with other subconstruct] = XX, 95%IC [XX, XX]. [We will explain further if the IC is different from zero or different from one correlation to one another].

***Emotional Traits***

[This is a section for inter-correlation between emotional intelligence and social anxiety.]

Emotional intelligence and social anxiety were [weakly/strongly] correlated,  $\rho = XX$ , 95%IC [XX, XX]. [We will explain further if the IC is different from zero].

### ***Cognitive Traits***

[This is a section for inter-correlation between cognitive style, creative self-efficacy, Need for Closure, and Need for Cognition.]

[Subconstruct1] and [Subconstruct2] were [More/less/equally] correlated,  $\rho = XX$ , 95%IC [XX, XX] than [with other subconstruct] = XX, 95%IC [XX, XX]. [We will explain further if the IC is different from zero or different from one correlation to one another].

### ***Other Inter-Relations***

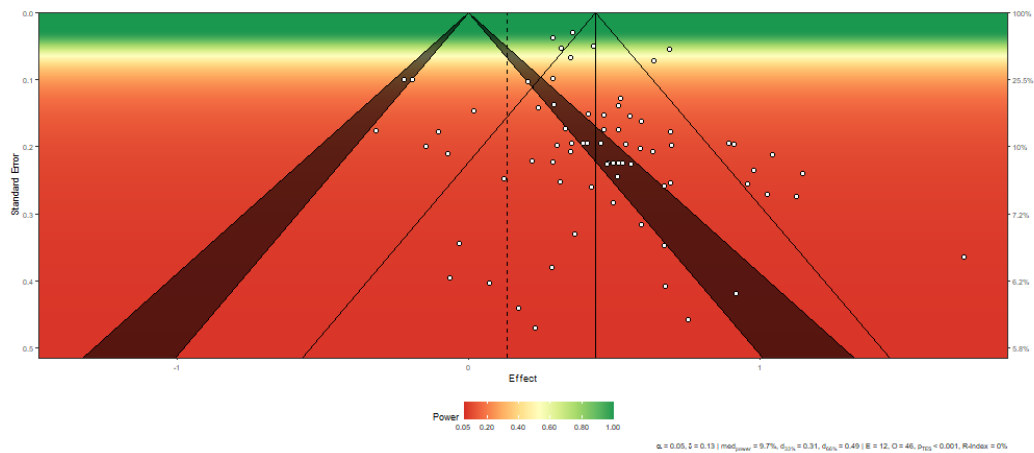
[in this section, we will discuss further some meaningful relationships between personal factors, for example between neuroticism and social anxiety]. A summary table can be found in supplementary for all inter-correlations.

### **Power Analysis**

We created a sunset plot in Figure 2 to show the statistical power of studies included in the meta-analysis. The average power is XX% and the replicability index XX% which means that we have less than XX% of chance to reject H0 when there is a true effect, and no chance at all to replicate one study (see Motyl et al., 2017 for R-index). [We will produce other power analyses based on one correlation if we find some interesting correlations to investigate].

#### **Figure 2**

*Power test of all studies (Example to replace in stage 2)*



### Publication bias

We also conducted a sensitivity analysis (Mathur & VanderWeele, 2020) with the use of cumulative meta-analysis. The result can be Found in Figure [X] [stage 2, the figure is a cumulative forest plot. The effect sizes have been sorted from high to low on precision (precision is a factor of larger samples sizes and lower standard errors) then conducts iterative meta-analyses adding one additional effect size for each iteration of the meta-analysis. This results in a series of cumulative mean estimates, each based on one more effect size than the previous mean. The cumulative means can be examined and plotted for evidence of drift as more studies are added to the meta-analysis. If a drift exists, it is an indication of publication bias, see McDaniel, 2009] and finally, we conducted a PET-PEESE analysis (Stanley & Doucouliagos, 2014) and a p-curve analysis (Simonsohn et al., 2014). The estimate produced by the PET method was significant/not-significant (es= X, 95% CI [X,X], p = X) [If significant], the estimate produced by the PEESE method was es = X, [X,X], p = X. [if also significant, it is an indication of curve asymmetry, possibly due to publication bias. In this case, the estimator from PET and PEESE should be discussed.]. The p-curve is presented in Figure X. The result found that studies contain [or not] evidential values and Studies' evidential value, if any, is adequate/inadequate. Overall, the p-curve indicated evidential values [or not].

## Discussion

### Personal Factors Related to Creativity in Group Setting

We [found support / did not find support] for a meaningful relationship between personal factors and creativity outcomes. The present meta-analysis found a [minimal to small / small / small to medium / medium / medium to large / strong / large strong]. [we will explain major overall correlations].

[We will 1) Describe the results of credibility intervals and cumulative analysis, 2) Describe the magnitude of effect adjusted, 3) discuss the relationships based on the artifact distribution and reliability coefficients].

### Moderator Analyses Findings

#### *Methodological Moderators*

##### **Type of construct and subcontract**

[We will describe and evaluate the evidence or lack of evidence for the effect of different constructs. If meaningful difference exists, we will explain the possible reasons for such meaningful difference.]

#### *Theoretical Moderators*

[We will review and discuss the moderators we analysed in results, and explain the contributions they provide to theory following the literature review of Coursey et al. (2018).]

### Limitations

[We will describe different kinds of limitations transparently. If applicable, we may consider discussing limitations such as lack of statistical information provided by studies, approximation of effect sizes, lack of standardization of methodology (Elson, 2019), statistical power/sample size, problems in reliability, insufficient studies for some moderator

categories, challenges of coding, cultural homogeneity, USA-centric, constraints of generality, in terms of theory, population, methods and temporal specificity.]

### **Future Research Directions**

[We will suggest possible future research directions and theoretical and methodological ways for improvement. Here are some suggestions to consider: 1) Improvement in transparency of information and data, to enhance accuracy of approximation of effect sizes and facilitate coding, 2) Call for high-powered reproducible, replicable and transparent pre-registered replication-extension of findings (LeBel et al., 2018, 2019), perhaps with different measures and scenarios, especially if there are discrepancies between classic findings and meta-analytical findings, 3) Call for further investigation of boundary conditions, 4) Call for studies in non-WEIRD samples, cross-cultural studies, and ideally multi-national multi-lab studies (see Apicella et al., 2020; Cheon et al., 2020; Henrich et al., 2010; Muthukrishna et al., 2020). 5) Call for investigation of possible individual differences in the phenomenon, 6) Discuss other uncertainties and unknowns of the effect. Highlight the research gaps (Siddaway et al., 2019). For example, we may purpose unexplored moderators, possible domains that the phenomenon can be applied in, or discuss possible ways to investigate theories/mechanisms that may explain the phenomenon, 7) Suggest ways to improve the theories/theory that explain the phenomenon, and/or suggest ways to test and compare competing theories, if applicable, 8) Call for adversarial collaboration, to help resolve the disagreements, controversies and discrepancies in findings and/or theories (notable examples: Bateman et al., 2005; Mellers et al., 2001).

### **Interpretations and Implications**

[1) If possible and if the evidence is sufficient, we will evaluate and extend theories, 2) we will describe the possible practical implications of the meta-analysis in the

improvement of creativity process, 3) we will discuss the recent theoretical and/or practical research progress of the relationship.]

### **Conclusion**

To conclude, our registered meta-analysis [found support / failed to find support] for [correlation], with a [minimal to small / small / small to medium / medium / medium to large / large] effect size. [Summarize the moderator analyses findings, with directions of findings] [Briefly describe the limitations] [Summarize possible future research directions and implications].

### References

- Amabile, T. M. (1996). Creativity and Innovation in Organizations. *Harvard Business School Background Note*, 239-396.
- Anderson, L. R., & Fiedler, F. E. (1964). The effect of participatory and supervisory leadership on group creativity. *Journal of Applied Psychology*, 48(4), 227-236.  
<https://doi.org/10.1037/h0044340>
- Anderson, C., Spataro, S. E., & Flynn, F. J. (2008). Personality and organizational culture as determinants of influence. *Journal of Applied Psychology*, 93(3), 702-710.  
<https://doi.org/10.1037/0021-9010.93.3.702>
- Apicella, C., Norenzayan, A., & Henrich, J. (2020). Beyond WEIRD: A review of the last decade and a look ahead to the global laboratory of the future. *Evolution and Human Behavior*, 41(5), 319-329. <https://doi.org/10.1016/j.evolhumbehav.2020.07.015>
- Baer, M., & Oldham, G. R. (2006). The curvilinear relation between experienced creative time pressure and creativity: Moderating effects of openness to experience and support for creativity. *Journal of Applied Psychology*, 91(4), 963-970. <https://doi.org/10.1037/0021-9010.91.4.963>
- Baer, M., Oldham, G. R., Jacobsohn, G. C., & Hollingshead, A. B. (2008). The Personality Composition of Teams and Creativity: The Moderating Role of Team Creative Confidence. *The Journal of Creative Behavior*, 42(4), 255-282. <https://doi.org/10.1002/j.2162-6057.2008.tb01299.x>
- Barron, F., & Harrington, D. M. (1981). Creativity, Intelligence, and Personality. *Annual Review of Psychology*, 32(1), 439-476. <https://doi.org/10.1146/annurev.ps.32.020181.002255>
- Barry, B., & Stewart, G. L. (1997). Composition, process, and performance in self-managed groups: The role of personality. *Journal of Applied Psychology*, 82(1), 62-78.  
<https://doi.org/10.1037/0021-9010.82.1.62>

- Bateman, I., Kahneman, D., Munro, A., Starmer, C., & Sugden, R. (2005). Testing competing models of loss aversion: An adversarial collaboration. *Journal of Public Economics*, 89(8), 1561-1580. <https://doi.org/10.1016/j.jpubeco.2004.06.013>
- Bechtoldt, M. N., Choi, H.-S., & Nijstad, B. A. (2012). Individuals in mind, mates by heart : Individualistic self-construal and collective value orientation as predictors of group creativity. *Journal of Experimental Social Psychology*, 48(4), 838-844. <https://doi.org/10.1016/j.jesp.2012.02.014>
- Bechtoldt, M. N., De Dreu, C. K. W., Nijstad, B. A., & Choi, H.-S. (2010). Motivated information processing, social tuning, and group creativity. *Journal of Personality and Social Psychology*, 99(4), 622-637. <https://doi.org/10.1037/a0019386>
- Bell, S. T. (2007). Deep-level composition variables as predictors of team performance : A meta-analysis. *Journal of Applied Psychology*, 92(3), 595-615. <https://doi.org/10.1037/0021-9010.92.3.595>
- Borenstein, M., Hedges, L. V., Higgins, J. P. T., & Rothstein, H. R. (2009). *Introduction to Meta-Analysis*. John Wiley & Sons, Ltd. <https://doi.org/10.1002/9780470743386>
- Brown, V., Tumeo, M., Larey, T. S., & Paulus, P. B. (1998). Modeling Cognitive Interactions During Group Brainstorming. *Small Group Research*, 29(4), 495-526. <https://doi.org/10.1177/1046496498294005>
- Butler, A. B., Scherer, L. L., & Reiter-Palmon, R. (2003). Effects of Solution Elicitation Aids and Need for Cognition on the Generation of Solutions to Ill-Structured Problems. *Creativity Research Journal*, 15(2), 235-244.
- Camacho, L. M., & Paulus, P. B. (1995). The role of social anxiousness in group brainstorming. *Journal of Personality and Social Psychology*, 68(6), 1071-1080. <https://doi.org/10.1037/0022-3514.68.6.1071>



- Cheon, B. K., Melani, I., & Hong, Y. (2020). How USA-Centric Is Psychology? An Archival Study of Implicit Assumptions of Generalizability of Findings to Human Nature Based on Origins of Study Samples. *Social Psychological and Personality Science*, *11*(7), 928-937. <https://doi.org/10.1177/1948550620927269>
- Chevance, G., Bernard, P., Chamberland, P. E., & Rebar, A. (2019). The association between implicit attitudes toward physical activity and physical activity behaviour: A systematic review and correlational meta-analysis. *Health Psychology Review*, *13*(3), 248-276. <https://doi.org/10.1080/17437199.2019.1618726>
- Chirumbolo, A., Livi, S., Mannetti, L., Pierro, A., & Kruglanski, A. W. (2004). Effects of Need for Closure on creativity in small group interactions. *European Journal of Personality*, *18*(4), 265-278. <https://doi.org/10.1002/per.518>
- Chirumbolo, A., Mannetti, L., Pierro, A., Areni, A., & Kruglanski, A. W. (2005). Motivated Closed-Mindedness and Creativity in Small Groups. *Small Group Research*, *36*(1), 59-82. <https://doi.org/10.1177/1046496404268535>
- Choi, J. N. (2007). Group composition and employee creative behaviour in a Korean electronics company: Distinct effects of relational demography and group diversity. *Journal of Occupational and Organizational Psychology*, *80*(2), 213-234. <https://doi.org/10.1348/096317906X110250>
- Cohen, J. (1988). *Statistical power analysis for the behavioral science* (Academic Press).
- Costa, P. T., & McCrae, R. R. (1992). Normal personality assessment in clinical practice: The NEO Personality Inventory. *Psychological Assessment*, *4*(1), 5-13. <https://doi.org/10.1037/1040-3590.4.1.5>
- Coursey, L. E., Paulus, P. B., Williams, B. C., & Kenworthy, J. B. (2018). The Role of Individual Differences in Group and Team Creativity. In *Individual Creativity in the Workplace* (p. 311-338). Elsevier. <https://doi.org/10.1016/B978-0-12-813238-8.00014-0>

- Da Costa, S., Páez, D., Sánchez, F., Garaigordobil, M., & Gondim, S. (2015). Personal factors of creativity: A second order meta-analysis. *Revista de Psicología Del Trabajo y de Las Organizaciones*, 31(3), 165-173. <https://doi.org/10.1016/j.rpto.2015.06.002>
- Dahlke, J. A., & Wiernik, B. M. (2019). psychmeta : An R Package for Psychometric Meta-Analysis. *Applied Psychological Measurement*, 43(5), 415-416. <https://doi.org/10.1177/0146621618795933>
- Dahlke, J. A., & Wiernik, B. M. (2020). Not Restricted to Selection Research : Accounting for Indirect Range Restriction in Organizational Research. *Organizational Research Methods*, 23(4), 717-749. <https://doi.org/10.1177/1094428119859398>
- De Dreu, C. K. W., Nijstad, B. A., Bechtoldt, M. N., & Baas, M. (2011). Group creativity and innovation: A motivated information processing perspective. *Psychology of Aesthetics, Creativity, and the Arts*, 5(1), 81-89. <https://doi.org/10.1037/a0017986>
- DeRosa, D. M., Smith, C. L., & Hantula, D. A. (2007). The medium matters : Mining the long-promised merit of group interaction in creative idea generation tasks in a meta-analysis of the electronic group brainstorming literature. *Computers in Human Behavior*, 23(3), 1549-1581. <https://doi.org/10.1016/j.chb.2005.07.003>
- Devine, D. J., & Philips, J. L. (2001). Do Smarter Teams Do Better: A Meta-Analysis of Cognitive Ability and Team Performance. *Small Group Research*, 32(5), 507-532. <https://doi.org/10.1177/104649640103200501>
- Elson, M. (2019). Examining Psychological Science Through Systematic Meta-Method Analysis: A Call for Research. *Advances in Methods and Practices in Psychological Science*, 2(4), 350-363. <https://doi.org/10.1177/2515245919863296>
- Faddegon, K., Ellemers, N., & Scheepers, D. (2009). Eager to be the Best, or Vigilant Not to Be the Worst: The Emergence of Regulatory Focus in Disjunctive and Conjunctive Group Tasks.

*Group Processes & Intergroup Relations*, 12(5), 653-671.

<https://doi.org/10.1177/1368430209339922>

Feist, G. J. (1998). A meta-analysis of personality in scientific and artistic creativity. *Personality and Social Psychology Review*, 2(4), 290-309. [https://doi.org/10.1207/s15327957pspr0204\\_5](https://doi.org/10.1207/s15327957pspr0204_5)

Gehanno, J.-F., Rollin, L., & Darmoni, S. (2013). Is the coverage of google scholar enough to be used alone for systematic reviews. *BMC Medical Informatics and Decision Making*, 13(1), 7.

<https://doi.org/10.1186/1472-6947-13-7>

Gignac, G. E., & Szodorai, E. T. (2016). Effect size guidelines for individual differences researchers. *Personality and Individual Differences*, 102, 74-78.

<https://doi.org/10.1016/j.paid.2016.06.069>

Grawitch, M. J., Munz, D. C., Elliott, E. K., & Mathis, A. (2003). Promoting creativity in temporary problem-solving groups: The effects of positive mood and autonomy in problem definition on idea-generating performance. *Group Dynamics: Theory, Research, and Practice*, 7(3), 200-213. <https://doi.org/10.1037/1089-2699.7.3.200>

Harvey, S. (2013). A different perspective: The multiple effects of deep level diversity on group creativity. *Journal of Experimental Social Psychology*, 49(5), 822-832.

<https://doi.org/10.1016/j.jesp.2013.04.004>

Henrich, J., Heine, S. J., & Norenzayan, A. (2010). Most people are not WEIRD. *Nature*, 466(7302), 29-29. <https://doi.org/10.1038/466029a>

Hogan, R., Curphy, G. J., & Hogan, J. (1994). What we know about leadership : Effectiveness and personality. *American Psychologist*, 49(6), 493-504. [https://doi.org/10.1037/0003-](https://doi.org/10.1037/0003-066X.49.6.493)

[066X.49.6.493](https://doi.org/10.1037/0003-066X.49.6.493)

Huang, C.-Y., & Liu, Y.-C. (2021). Influence of need for cognition and psychological safety climate on information elaboration and team creativity. *European Journal of Work and Organizational Psychology*, 1-15.

<https://doi.org/10.1080/1359432X.2021.1932815>

Jung, D. I. (2001). Transformational and Transactional Leadership and Their Effects on Creativity in Groups. *Creativity Research Journal*, 13(2), 185-195.

[https://doi.org/10.1207/S15326934CRJ1302\\_6](https://doi.org/10.1207/S15326934CRJ1302_6)

Jung, J. H., Lee, Y., & Karsten, R. (2012). The Moderating Effect of Extraversion–Introversion Differences on Group Idea Generation Performance. *Small Group Research*, 43(1), 30-49.

<https://doi.org/10.1177/1046496411422130>

Karau, S. J., & Kelly, J. R. (1992). The effects of time scarcity and time abundance on group performance quality and interaction process. *Journal of Experimental Social Psychology*, 28(6), 542-571. [https://doi.org/10.1016/0022-1031\(92\)90045-L](https://doi.org/10.1016/0022-1031(92)90045-L)

Karwowski, M., & Lebeda, I. (2016). The big five, the huge two, and creative self-beliefs: A meta-analysis. *Psychology of Aesthetics, Creativity, and the Arts*, 10(2), 214-232.

<https://doi.org/10.1037/aca0000035>

Kenworthy, J. B., Marusich, L. R., Paulus, P. B., Abellanoza, A., & Bakdash, J. Z. (2020). The Impact of Top Performers in Creative Groups. *Psychology of Aesthetics, Creativity, and the Arts*, Advance online publication. <https://doi.org/10.1037/aca0000365>

Kuška, M., Trnka, R., Mana, J., & Nikolai, T. (2020). Emotional Creativity: A Meta-analysis and Integrative Review. *Creativity Research Journal*, 32(2), 151-160.

<https://doi.org/10.1080/10400419.2020.1751541>

Leary, M. R., & Kowalski, R. M. (1993). The Interaction Anxiousness Scale : Construct and Criterion-Related Validity. *Journal of Personality Assessment*, 61(1), 136.

[https://doi.org/10.1207/s15327752jpa6101\\_10](https://doi.org/10.1207/s15327752jpa6101_10)

LeBel, E.P., Vanpaemel, W., Cheung, I., & Campbell, L. (2019). A Brief Guide to Evaluate Replications. *Meta-Psychology*, 3. <https://doi.org/10.15626/MP.2018.843>

LeBel, E. P., McCarthy, R. J., Earp, B. D., Elson, M., & Vanpaemel, W. (2018). A Unified Framework to Quantify the Credibility of Scientific Findings. *Advances in Methods and*

*Practices in Psychological Science*, 1(3), 389-402.

<https://doi.org/10.1177/2515245918787489>

Lebuda, I., Figura, B., & Karwowski, M. (2021). Creativity and the Dark Triad : A meta-analysis.

*Journal of Research in Personality*, 92, 104088. <https://doi.org/10.1016/j.jrp.2021.104088>

Liikkanen, L. A., Björklund, T., Hämäläinen, M., & Koskinen, M. P. (2009). *Time constraints in design idea generation*.

Litchfield, R. C., Gilson, L. L., & Shalley, C. E. (2017). Can Teams Have a Creative Personality?

In Feist, G. J., Reiter-Palmon, R. & Kaufman, J. C. (Éds.), *The Cambridge Handbook of Creativity and Personality Research* (p. 354-371). Cambridge University Press.

<https://doi.org/10.1017/9781316228036.018>

Mathur, M. B., & VanderWeele, T. J. (2020). Estimating publication bias in META-ANALYSES OF PEER-REVIEWED studies: A META-META-ANALYSIS across disciplines and journal tiers.

*Research Synthesis Methods*, 12(2), 176-191. <https://doi.org/10.1002/jrsm.1464>

Martin-Martin, A., Orduna-Malea, E., Thelwall, M., & Delgado-Lopez-Cozar, E. (2019). Google Scholar, Web of Science, and Scopus: Which is best for me? *Impact of Social Sciences Blog*.

<http://eprints.lse.ac.uk/103443/>

McCrae, R. R., & Costa, P. T. (1995). Trait explanations in personality psychology. *European*

*Journal of Personality*, 9(4), 231-252. <https://doi.org/10.1002/per.2410090402>

Michael A. McDaniel. (2009). *Cumulative Meta-Analysis as a Publication Bias Method*. 24th

Annual Meeting of the Society for Industrial and Organizational Psychology, New Orleans.

Meadow, A., Parnes, S. J., & Reese, H. (1959). Influence of brainstorming instructions and problem sequence on a creative problem solving test. *Journal of Applied Psychology*, 43(6),

413-416. <https://doi.org/10.1037/h0043917>

- Mellers, B., Hertwig, R., & Kahneman, D. (2001). Do Frequency Representations Eliminate Conjunction Effects? An Exercise in Adversarial Collaboration. *Psychological Science*, 12(4), 269-275. <https://doi.org/10.1111/1467-9280.00350>
- Moreau, D., & Gamble, B. (2020). *Conducting a Meta-Analysis in the Age of Open Science: Tools, Tips, and Practical Recommendations* [Preprint]. PsyArXiv. <https://doi.org/10.31234/osf.io/t5dww>
- Moreland, R. L., Levine, J. M., & Wingert, M. L. (1996). Creating the ideal group: Composition effects at work. In E. H. Witte & Davis, J. H. (Éds.), *Understanding group behavior, Small group processes and interpersonal relations* (Lawrence Erlbaum Associates, p. 11-35).
- Motyl, M., Demos, A. P., Carsel, T. S., Hanson, B. E., Melton, Z. J., Mueller, A. B., Prims, J. P., Sun, J., Washburn, A. N., Wong, K. M., Yantis, C., & Skitka, L. J. (2017). The state of social and personality science: Rotten to the core, not so bad, getting better, or getting worse? *Journal of Personality and Social Psychology*, 113(1), 34-58. <https://doi.org/10.1037/pspa0000084>
- Mumford, M. D., Todd, E. M., Higgs, C., & Martin, R. (2019). What is needed to think creatively at work? Knowledge and skills. *Creativity and Innovation in Organizations*, 41.
- Muthukrishna, M., Bell, A. V., Henrich, J., Curtin, C. M., Gedranovich, A., McInerney, J., & Thue, B. (2020). Beyond Western, Educated, Industrial, Rich, and Democratic (WEIRD) Psychology: Measuring and Mapping Scales of Cultural and Psychological Distance. *Psychological Science*, 31(6), 678-701. <https://doi.org/10.1177/0956797620916782>
- Nijstad, B. A., & De Dreu, C. K. W. (2002). Creativity and Group Innovation: Creativity and Innovation Implementation. *Applied Psychology*, 51(3), 400-406. <https://doi.org/10.1111/1464-0597.00984>

- Nijstad, B. A., & Stroebe, W. (2006). How the Group Affects the Mind: A Cognitive Model of Idea Generation in Groups. *Personality and Social Psychology Review*, 10(3), 186-213.  
[https://doi.org/10.1207/s15327957pspr1003\\_1](https://doi.org/10.1207/s15327957pspr1003_1)
- Niu, W., & Liu, D. (2009). Enhancing creativity: A comparison between effects of an indicative instruction « to be creative » and a more elaborate heuristic instruction on Chinese student creativity. *Psychology of Aesthetics, Creativity, and the Arts*, 3(2), 93-98.  
<https://doi.org/10.1037/a0013660>
- Orengo Castellá, V., Zornoza Abad, A. M., Prieto Alonso, F., & Peiró Silla, J. M. (2000). The influence of familiarity among group members, group atmosphere and assertiveness on uninhibited behavior through three different communication media. *Computers in Human Behavior*, 16(2), 141-159. [https://doi.org/10.1016/S0747-5632\(00\)00012-1](https://doi.org/10.1016/S0747-5632(00)00012-1)
- Osborn, A. F. (1963). *Applied imagination: Principles and procedures of creative problem-solving*. (Charles Scribner's Sons).
- Page, M. J., McKenzie, J. E., Bossuyt, P. M., Boutron, I., Hoffmann, T., Mulrow, C. D., Shamseer, L., & Moher, D. (2020). Mapping of reporting guidance for systematic reviews and meta-analyses generated a comprehensive item bank for future reporting guidelines. *Journal of Clinical Epidemiology*, 118, 60-68. <https://doi.org/10.1016/j.jclinepi.2019.11.010>
- Paterson, T. A., Harms, P. D., Steel, P., & Credé, M. (2016). An Assessment of the Magnitude of Effect Sizes: Evidence From 30 Years of Meta-Analysis in Management. *Journal of Leadership & Organizational Studies*, 23(1), 66-81.  
<https://doi.org/10.1177/1548051815614321>
- Paulus, P. B., & Kenworthy, J. B. (2018). Overview of team creativity and innovation. In R. Reiter-Palmon (Éd.), *Team creativity and innovation* (Oxford University Press, p. 11-38).  
<https://doi.org/10.1093/oxfordhb/9780190648077.001.0001>

Paulus, P. B., & Nijstad, B. A. (2003). *Group Creativity*. Oxford University Press.

<https://doi.org/10.1093/acprof:oso/9780195147308.001.0001>

Paulus, P. B., & van der Zee, K. I. (2015). Creative processes in culturally diverse teams. In Otten, S., van der Zee, K. I., & Brewer, M. (Éds.), *Towards inclusive organizations: Determinants of successful diversity management at work*. (Psychology Press, p. 108-131).

Peeters, M. A. G., Rutte, C. G., van Tuijl, H. F. J. M., & Reymen, I. M. M. J. (2008). Designing in Teams : Does Personality Matter? *Small Group Research*, 39(4), 438-467.

<https://doi.org/10.1177/1046496408319810>

Puryear, J. S., Kettler, T., & Rinn, A. N. (2017). Relationships of personality to differential conceptions of creativity: A systematic review. *Psychology of Aesthetics, Creativity, and the Arts*, 11(1), 59-69.

Putman, V. L., & Paulus, P. B. (2009). Brainstorming, Brainstorming Rules and Decision Making.

*The Journal of Creative Behavior*, 43(1), 29-40. <https://doi.org/10.1002/j.2162-6057.2009.tb01304.x>

Reiter-Palmon, R., & Kaufman, J. C. (2018). Creative styles in the workplace: New vs different.

In *Individual creativity in the workplace* (p. 191-202). Elsevier Academic Press.

<https://doi.org/10.1016/B978-0-12-813238-8.00008-5>

Reiter-Palmon, R., Wigert, B., & Vreede, T. de. (2012). Team Creativity and Innovation. In

*Handbook of Organizational Creativity* (p. 295-326). Elsevier. <https://doi.org/10.1016/B978-0-12-374714-3.00013-6>

Richter, A. W., Hirst, G., van Knippenberg, D., & Baer, M. (2012). Creative self-efficacy and individual creativity in team contexts: Cross-level interactions with team informational resources. *Journal of Applied Psychology*, 97(6), 1282-1290.

<https://doi.org/10.1037/a0029359>



- Roberts, B. W., Jackson, J.J., Fayard, J.V., Edmonds, G., & Meints, J. (2009). Chapter 25. Conscientiousness. In M. R. Leary & R. H. Hoyle (Éds.), *Handbook of individual differences in social behavior* (p. 257-273). Guilford Press.
- Runco, M. A., & Okuda, S. M. (1988). Problem finding, divergent thinking, and the creative process. *Journal of Youth and Adolescence*, *17*, 211-220.
- Schäfer, T., & Schwarz, M. A. (2019). The Meaningfulness of Effect Sizes in Psychological Research: Differences Between Sub-Disciplines and the Impact of Potential Biases. *Frontiers in Psychology*, *10*, 813. <https://doi.org/10.3389/fpsyg.2019.00813>
- Schilpzand, M. C., Herold, D. M., & Shalley, C. E. (2011). Members' Openness to Experience and Teams' Creative Performance. *Small Group Research*, *42*(1), 55-76. <https://doi.org/10.1177/1046496410377509>
- Schmitt, M. T., Branscombe, N. R., Postmes, T., & Garcia, A. (2014). The consequences of perceived discrimination for psychological well-being: A meta-analytic review. *Psychological Bulletin*, *140*(4), 921-948. <https://doi.org/10.1037/a0035754>
- Schmidt, F. L., & Hunter, J. E. (2015). *Methods of Meta-Analysis: Correcting Error and Bias in Research Findings*. SAGE Publications, Ltd. <https://doi.org/10.4135/9781483398105>
- Schilpzand, M. C., Herold, D. M., & Shalley, C. E. (2011). Members' Openness to Experience and Teams' Creative Performance. *Small Group Research*, *42*(1), 55-76. <https://doi.org/10.1177/1046496410377509>
- Schmucker, C. M., Blümle, A., Schell, L. K., Schwarzer, G., Oeller, P., Cabrera, L., von Elm, E., Briel, M., Meerpohl, J. J., & on behalf of the OPEN consortium. (2017). Systematic review finds that study data not published in full text articles have unclear impact on meta-analyses results in medical research. *PLOS ONE*, *12*(4), e0176210. <https://doi.org/10.1371/journal.pone.0176210>

- Siddaway, A. P., Wood, A. M., & Hedges, L. V. (2019). How to Do a Systematic Review: A Best Practice Guide for Conducting and Reporting Narrative Reviews, Meta-Analyses, and Meta-Syntheses. *Annual Review of Psychology*, 70(1), 747-770. <https://doi.org/10.1146/annurev-psych-010418-102803>
- Simonsohn, U., Nelson, L. D., & Simmons, J. P. (2014). p-Curve and Effect Size : Correcting for Publication Bias Using Only Significant Results. *Perspectives on Psychological Science*, 9(6), 666-681. <https://doi.org/10.1177/1745691614553988>
- Sosa, M., & Marle, F. (2013). Assembling Creative Teams in New Product Development Using Creative Team Familiarity. *Journal of Mechanical Design*, 135, MD-13-1087.
- Sosik, J. J., Kahai, S. S., & Avolio, B. J. (1998). Transformational Leadership and Dimensions of Creativity: Motivating Idea Generation in Computer-Mediated Groups. *Creativity Research Journal*, 11(2), 111-121. [https://doi.org/10.1207/s15326934crj1102\\_3](https://doi.org/10.1207/s15326934crj1102_3)
- Sosik, J. J., & Cameron, J. C. (2010). Character and authentic transformational leadership behavior: Expanding the ascetic self toward others. *Consulting Psychology Journal: Practice and Research*, 62(4), 251-269. <https://doi.org/10.1037/a0022104>
- Stanley, T. D., & Doucouliagos, H. (2014). Meta-regression approximations to reduce publication selection bias. *Research Synthesis Methods*, 5(1), 60-78. <https://doi.org/10.1002/jrsm.1095>
- Taggar, S. (2002). Individual Creativity and Group Ability to Utilize Individual Creative Resources: A Multilevel Model. *Academy of Management Journal*, 45(2), 315-330. <https://doi.org/10.5465/3069349>
- Taggar, S. (2019). The Cognitive Underpinnings of Creativity in Teams: Distal and Proximal Antecedents. In P. B. Paulus & B. A. Nijstad (Éds.), *The Oxford Handbook of Group Creativity and Innovation* (p. 9-32). Oxford University Press. <https://doi.org/10.1093/oxfordhb/9780190648077.013.2>

- Taylor, D. W., Berry, P. C., & Block, C. H. (1958). Does Group Participation When Using Brainstorming Facilitate or Inhibit Creative Thinking? *Administrative Science Quarterly*, 3(1), 23. <https://doi.org/10.2307/2390603>
- Tierney, P., & Farmer, S. M. (2002). creative self-efficacy: Its potential antecedents and relationship to creative performance. *Academy of Management Journal*, 45(6), 1137-1148. <https://doi.org/10.2307/3069429>
- VanGundy, A. B. (1984). BRAIN WRITING FOR NEW PRODUCT IDEAS: AN ALTERNATIVE TO BRAINSTORMING. *Journal of Consumer Marketing*, 1(2), 67-74. <https://doi.org/10.1108/eb008097>
- Van Kleeck, A., Schwarz, A. L., Fey, M., Kaiser, A., Miller, J., & Weitzman, E. (2010). Should We Use Telegraphic or Grammatical Input in the Early Stages of Language Development With Children Who Have Language Impairments? A Meta-Analysis of the Research and Expert Opinion. *American Journal of Speech-Language Pathology*, 19(1), 3-21. [https://doi.org/10.1044/1058-0360\(2009/08-0075\)](https://doi.org/10.1044/1058-0360(2009/08-0075))
- Viechtbauer, W. (2010). Conducting Meta-Analyses in R with the **metafor** Package. *Journal of Statistical Software*, 36(3). <https://doi.org/10.18637/jss.v036.i03>
- Vosgerau, J., Simonsohn, U., Nelson, L. D., & Simmons, J. P. (2019). 99% impossible: A valid, or falsifiable, internal meta-analysis. *Journal of Experimental Psychology: General*, 148(9), 1628-1639. <https://doi.org/10.1037/xge0000663>
- Wang, S. (2015). Emotional Intelligence, Information Elaboration, and Performance: The Moderating Role of Informational Diversity. *Small Group Research*, 46(3), 324-351. <https://doi.org/10.1177/1046496415578010>
- Watts, L. L., Steele, L. M., & Song, H. (2017). Re-examining the Relationship Between Need for Cognition and Creativity: Predicting Creative Problem Solving Across Multiple Domains. *Creativity Research Journal*, 29(1), 21-28. <https://doi.org/10.1080/10400419.2017.1263505>

- Wiernik, B. M., & Kostal, J. W. (2019). Protean and boundaryless career orientations: A critical review and meta-analysis. *Journal of Counseling Psychology, 66*(3), 280-307.  
<https://doi.org/10.1037/cou0000324>
- Wiernik, B. M., Kostal, J. W., Wilmot, M. P., Dilchert, S., & Ones, D. S. (2017). Empirical Benchmarks for Interpreting Effect Size Variability in Meta-Analysis. *Industrial and Organizational Psychology, 10*(3), 472-479. <https://doi.org/10.1017/iop.2017.44>
- Wu, C.-H., Parker, S. K., & de Jong, J. P. J. (2014). Need for Cognition as an Antecedent of Individual Innovation Behavior. *Journal of Management, 40*(6), 1511-1534.  
<https://doi.org/10.1177/0149206311429862>
- Yao, X., & Li, R. (2021). Big five personality traits as predictors of employee creativity in probation and formal employment periods. *Personality and Individual Differences, 182*, 109914. <https://doi.org/10.1016/j.paid.2020.109914>
- Zhang, A. Y., Tsui, A. S., & Wang, D. X. (2011). Leadership behaviors and group creativity in Chinese organizations: The role of group processes. *The Leadership Quarterly, 22*(5), 851-862. <https://doi.org/10.1016/j.leaqua.2011.07.007>